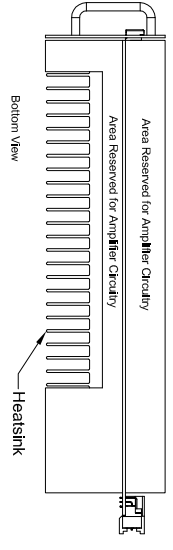
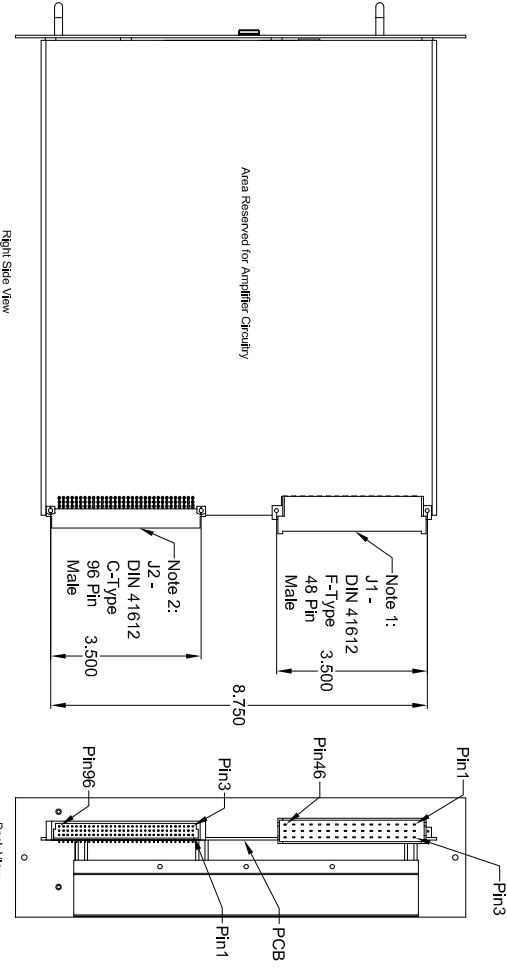
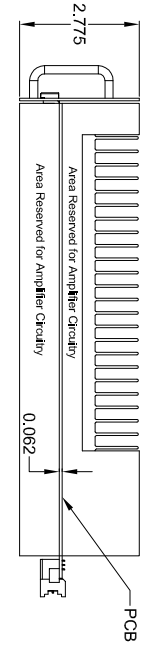
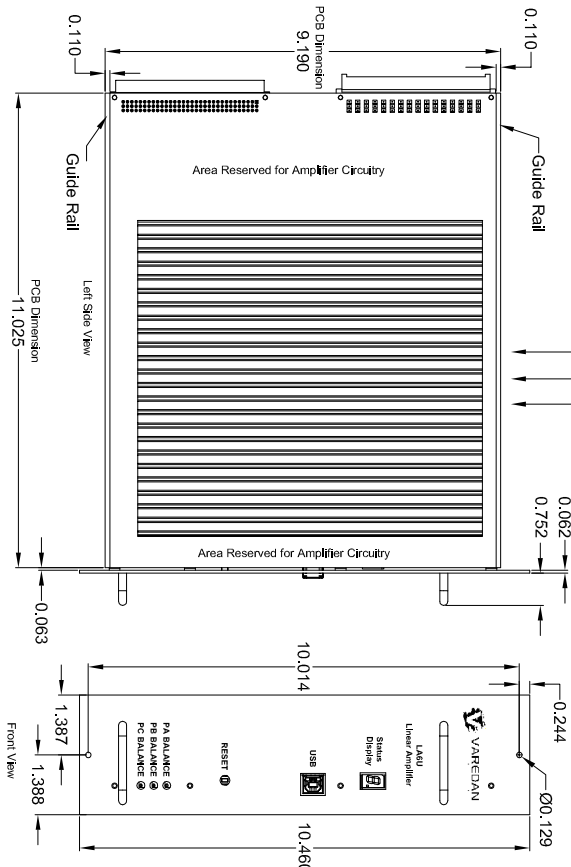


REV	DESCRIPTION	DATE
A	Original release	2/22/16
B	Updated with dimensions from 3d model	1/17/16
C	Revised -> separate drawing per RAVE circuit board	

Airflow in this direction
(Through resistors fins,
Minimum of 700CFM)



- Notes:
- 0) All dimensions in Inches.
 - 1) Backplane PCB Mating Connector = Harting 09062486833 or equivalent.
 - 2) Backplane PCB Mating Connector = Harting 09032966825 or equivalent.

(c) Copyright 2007 Varedan Technologies. This drawing is the property of Varedan Technologies and may not be reproduced, whole or in part, disclosed to others, used for manufacturing or any other purpose without prior written permission from Varedan Technologies.

VAREDDAN
TECHNOLOGIES

3860 Del Arno Blvd.
Suite 401
Torrance, CA 90503
Tel (310) 542-2320
Fax (310) 542-2344

Title: Mechanical LA6U-500 Series Amplifier Package

Number: 4038-36-001

Date: Feb 22, 2016

Filename: 4038-36-001.dwg

Drawn by: N.L.C. T.M/C

